






Making A Material Difference™



PRODUCT APPLICATION CHART











ACTION[®] BODY SMART™ POSITIONING

SEATING OPTIONS

SUGGESTED ○
HIGHLY SUGGESTED ●

Shear Only
Abduction
Adduction
Atrophy
Existing Ischial Injury
Existing Sacral Injury
Foot Propel
Impaired Muscle Control
Skeletal Deformities
Pelvic Stability
Positioning
Risk - Low
Risk - Medium
Risk - High
Windswept
Tilt/Wheelchairs
Active Users
Sports

Standard Sizes In CM

| Product | Dimensions | Shear Only | Abduction | Adduction | Atrophy | Existing Ischial Injury | Existing Sacral Injury | Foot Propel | Impaired Muscle Control | Skeletal Deformities | Pelvic Stability | Positioning | Risk - Low | Risk - Medium | Risk - High | Windswept | Tilt/Wheelchairs | Active Users | Sports |
|---|---|------------|-----------|-----------|---------|-------------------------|------------------------|-------------|-------------------------|----------------------|------------------|-------------|------------|---------------|-------------|-----------|------------------|--------------|--------|
|  Shear Smart™ Pad | 41 x 41 46 x 51 41 x 46 51 x 46 46 x 41 51 x 51 46 x 46 Custom Sizes Available | ● | | | | | | | | | | | | | | | | | |
|  Commuter™ | 41 x 41 46 x 51 41 x 46 51 x 46 46 x 41 51 x 51 46 x 46 Custom Sizes Available | | | | | | ○ | | | | | ● | | | | | | | |
|  Centurian™ | 41 x 41 46 x 51 41 x 46 51 x 46 46 x 41 51 x 51 46 x 46 Custom Sizes Available | | | | | | ○ | | | | | ● | ● | | | | | | |
|  Professional™ | 41 x 41 46 x 51 41 x 46 51 x 46 46 x 41 51 x 51 46 x 46 Custom Sizes Available | | | ○ | ○ | ○ | ○ | | | | ● | ● | ● | | | | | | |
|  Pilot™ | 41 x 41 46 x 51 41 x 46 51 x 46 46 x 41 51 x 51 46 x 46 Custom Sizes Available | | | ○ | | | ● | | | | ● | ● | | | | | ○ | ○ | |
|  Xact® Classic | 25 x 25 36 x 41 46 x 41 25 x 30 38 x 38 46 x 46 30 x 25 41 x 36 46 x 51 30 x 30 41 x 41 51 x 41 30 x 36 41 x 46 51 x 46 36 x 30 41 x 51 51 x 51 36 x 36 43 x 43 Custom Sizes See XACT Individual | ● | ● | ● | ● | ● | | ● | ○ | ● | ● | | | ● | ● | ● | ○ | ○ | |
|  Xact® Integrated | 38 x 41 46 x 41 51 x 46 41 x 41 46 x 46 51 x 41 41 x 46 46 x 51 51 x 51 43 x 43 | ● | ● | ● | ● | ● | | ● | ○ | ● | ● | | | ● | ● | | ○ | ○ | |
|  Xact® Individual | 36 x 41 46 x 41 41 x 36 46 x 46 41 x 41 51 x 41 41 x 46 51 x 46 Custom Sizes & Modifications Available | ● | ● | ● | ● | ● | | ● | ● | ● | ● | | | ● | ● | ● | ○ | | |
|  Xact® LP | 38 x 41 46 x 41 51 x 41 41 x 41 46 x 46 51 x 51 41 x 46 46 x 51 43 x 43 51 x 46 Custom Sizes Not Available | ○ | ○ | ○ | ○ | ○ | ○ | ○ | | ○ | ○ | | ● | ● | ● | | ● | ● | |
|  Twister™ LT | 38 x 41 43 x 43 41 x 41 46 x 41 41 x 46 46 x 46 Custom Sizes Not Available | ○ | ○ | ○ | | | ○ | ○ | | ○ | ○ | | ● | ○ | ● | | ● | ● | |

*THIS CHART IS A GENERALIZATION ONLY. SEATING PRODUCTS SHOULD BE PRESCRIBED BY APPROPRIATE CLINICIANS ONLY. ALL SIZES SHOWN IN CM.

SEATING OPTIONS

- SUGGESTED
- HIGHLY SUGGESTED

PRODUCT APPLICATION CHART




- Positioning
- Shear Resist
- Pressure Mgmt.
- Multi-Patient Use
- Adjustable
- Spot Prevention
- Multi-Application
- Risk - Low
- Risk - Medium
- Risk - High
- Active User
- Less Active User
- Non-Active User
- Existing Injury
- Low Maintenance
- Everyday Use

Standard Sizes

| | | |
|---------------------------------|--|--|
| ● ○ ○ ● ○ ● ● ● ○ ● ● | 38 - 41 width x 28 - 41 height 43 - 46 width x 28 - 41 height 48 - 51 width x 28 - 41 height 53 - 58 width x 28 - 41 height | 38 - 41 width x 43 - 53 height 43 - 46 width x 43 - 53 height 48 - 51 width x 43 - 53 height 53 - 58 width x 43 - 53 height |
| ● ○ ● ● | Petite Petite Long Junior Junior Long Adult Regular Adult Regular Long | Adult Extra Long Heavy Duty Regular Heavy Duty Long Oversize Oversize Long |
| ● ○ ● ● ● ● ○ ● ● ● ● ● | Fits most steel/aluminum chairs Desk Length Armpads 25.4 length x 6.35 width Full Length Armpads 35.2 length x 6.35 width | |
| ○ ○ ● ○ ● ● ● ○ ○ ● ● ● ● ● | Fits most steel/aluminum chairs 24.1 length x 15.2 width | |
| ○ ○ ● ○ ● ● ● ● ○ ● ● ● ● ● | 20.3 x 20.3 x 1.3 cm complete with cover 20.3 x 15.2 x 1.3 cm complete with cover | |
| ● ● ● ● ● ● ● ● ○ ● ○ ● ● ● | .95 cm thick .48 cm thick | |
| ● ● ● ○ ● ● ● ○ ● ● ● ○ ● ● ● | 61 x 41 x 2.2 | |
| ● ● ● ○ ● ● ● ○ ● ● ● ○ ● ● ● | 41 x 41 x 2.2 Oval Opening, Hook and Loop Attachments | |
| ● ● ● ○ ● ● ● ○ ● ● ● ○ ○ ● ● ● | 43 x 69 x 2.2 | |
| ● ● ● ○ ● ● ● ○ ● ● ● ○ ○ ● ● ● | Full Mattress Pad with or without Hitch 69 x 188 x 1.58 | |
| ● ○ ● ○ ● ○ ● ● ● ● | 69 x 188 x .8 | |

- Twister™ CB
- Xact® LP Drop Seat
- Arm Pads
- Calf Pads
- Lap Tray Pads
- Heel & Elbow Protectors
- Transfer Bench Pad
- Commode Pad
- Professional Bed Pad
- Bed Overlay
- Shear Reduction Pad



*THIS CHART IS A GENERALIZATION ONLY. SEATING PRODUCTS SHOULD BE PRESCRIBED BY APPROPRIATE CLINICIANS ONLY. ALL SIZES SHOWN IN CM.

MISCELLANEOUS PRODUCTS

PRESSURE MANAGEMENT IS ABOUT PROTECTING SKIN IN LOCATIONS WHERE PRESSURE AND SHEAR CAN JEOPARDIZE SKIN INTEGRITY ON VERTICAL AND HORIZONTAL SURFACES.



Transfer Bench Pad

Made to accommodate plastic and padded transfer benches.



The TB241678 Transfer Bench Pad is uniquely designed to fit all transfer benches manufactured by today's leading bathroom safety product manufacturers. The Transfer Bench Pad reduces the shock experienced by those doing independent transfers who land hard on a transfer bench surface during the transfer sequence. As well, the Transfer Bench Pad also reduces shear for those who slide during transfers and provides pressure management for those at risk during showering activities. The TB241678 Transfer Bench Pad is 61 x 41 x 2.2 cm.

Looks may be deceiving because under the black surface of these arm rests and calf pads is the worldwide recognized **AKTON** polymer from Action Products, Inc. These arm rests and calf pads replace the existing vinyl pads that can rip and cause skin abrasions over time with surgical quality **AKTON** polymer in plastic mounting components identical to original equipment. A must in the prevention of skin injuries in diabetic clients. Armrests are flat on top reducing roll off of elbows and the calf pads are contoured to cradle the calf while supported by the leg rest assembly. Sold in pairs, these components install in minutes using existing screws.

Heel & Elbow Pads

Use for recovery or to guard against pressure sores.




The COM1616 Commode Pad with hook and loop attachments provides 41 x 41 x 2.2 cm coverage and large oval opening for pressure management on bathroom fixtures like commodes, raised toilet seats and transfer bench commodes. Being the COM1616 Commode Pad is Akton® polymer and is anti-microbial, it can be used by an individual or in a multi patient facility without risk of bacterial transfer provided basic and simple cleaning procedures are followed.

691002 Desk Length Arm Pads are 25 cm x 6.35. 691402 Full Length Arm Pads are 35.2 cm x 6.35 cm. 670695 Calf Pads are 24 cm x 15 cm.

Reduce injuries and promote healing with Heel and Elbow Pads. Available in two thicknesses. 20401A Heel & Elbow Protectors, .48 thick. 20401 Heel & Elbow Protectors, .95 cm thick.

Lap Tray Pad

Use on any flat surfaces when tissue needs increased protection.



Inside the low shear cover of the 680806 Lap Tray Pad and the 680808 Lap Tray Pad is the unique **AKTON** polymer mini-cube pad that provides spot protection and pressure management for use on lap trays, head rests and other large flat or contoured surfaces where redness develops in "at risk" clients. The mini-cube pad attaches inside the envelope cover with hook and loop and the cover attaches with pressure sensitive hook and loop where you identify the problem area. The 680806 is 20 x 15 x 1.3 cm sold individually and comes complete with cover.

6400 Combo Pad 41 x 85 x 2.2 cm.
6400H Combo Pad with Hitch.
6405 Combo Pad 41 x 95 x 2.2 cm.
6405H Combo Pad with Hitch.

Use Combo pads in bed or when upright. Use folded or attached with hitch.

The Equestrian Seat Saver with Western Cover reduces the discomfort experienced by some riders.

ACTION BED OVERLAYS



THE PRESSURE NEVER

ENDS BUT YOU CAN

TAKE ACTION AGAINST

IT! OUR COMPLETE LINE

OFFERS PROTECTION

FOR ANY SITUATION.

The 6500 Contracture Pad offers 51 x 51 x 1.3 cm protection for isolated locations on a bed surface where shearing during limb contracture is suspect of causing skin injury. Additional applications include placement under the calcaneus or under the head of the radius of agitated clients. The Contracture Pad can be draped over wedges and used for any surface requiring shear management.

The 6100 **PROFESSIONAL** Bed Pad offers the user the ability to isolate and protect areas of shear and pressure while a patient is horizontal. 100% Akton® polymer mimics human fatty tissue in consistency, and like all **AKTON** polymer products, does not promote bacterial growth making it ideal for multiple client use. Available in 43 x 69 x 2.2 cm, the 6100 **PROFESSIONAL** Bed Pad does not migrate like gel overlays and provides equally distributed pressure management.

The 6200 **PROFESSIONAL** Bed Pad offers the additional zippered cover for instances where the care management team may wish to position the patient upright, or to provide a cosmetic appearance to the bed pad for use in transport chairs or gurneys. Available in 43 x 69 x 2.2 cm, the 6200 **PROFESSIONAL** Bed Pad does not migrate like gel overlays and provides equally distributed pressure management.

The 6300 **PROFESSIONAL** Bed Pad provides 69 x 117 x 2.2 cm of pure medical grade **AKTON** polymer for broader coverage of a mattress surface. The 6300 **PROFESSIONAL** Bed Pad is ideal for individual or multi-patient applications where individuals while horizontal experience shear and pressure. The 69 x 117 x 2.2 cm size can be rolled for easy storage when not in use.

The 6301/6301H Full Mattress Overlay is 100% **AKTON** polymer used to cover the entire surface of the existing single size mattress. Unlike gel overlays, the **AKTON** polymer overlay does not migrate depleting its quality and jeopardizing the patients skin integrity. No special training is needed in its use making it ideal for multi-client use and is silent because it does not require pumps that break down or shut off in power failures. The 6301 Full Mattress Overlay is ideal for individual or multi patient applications where individuals while horizontal experience shear and pressure. The 69 x 203 x 1.6 cm Full mattress overlay can be rolled and stored when not in use. Model 6301H is the same with an easy to use attachment hitch to position the overlay on the bed to eliminate slipping when the head is raised.

The 6302/6302H Full Mattress Overlay is 100% **AKTON** polymer used to cover the entire surface of the existing standard mattress. Gel overlays can migrate depleting their quality and jeopardizing the patients skin integrity however pure medical grade **AKTON** polymer will not. No special training is needed in its use making it a hassle free solution to pressure and shear experienced in the horizontal position. The 6302 Full Mattress Overlay is ideal for individual or multi patient applications where individuals while horizontal



**6303H
Bed
Overlay**
A multitude
of configurations
to accommodate
user specific
applications.

experience shear and pressure. The 89 x 203 x 1.6 cm Full Mattress Overlay can be rolled and stored when not in use. Model 6302H is the same with an easy to use attachment hitch to position the overlay on the bed to eliminate slipping when the head is raised.

The 6303/6303H Full Mattress Overlay is 100% **AKTON** polymer used to cover the sleeping surface of the existing standard mattress. Gel overlays can migrate depleting their quality and jeopardizing the patients skin integrity however pure medical grade **AKTON** polymer will not. No special training is needed in its use making it a hassle free solution to pressure and shear experienced in the horizontal position. Like all **AKTON** polymer flat pads manufactured by Action Products, Inc., the 6303/6303H Full Mattress Overlay carries a 5 year limited warranty assuring continued integrity long after the initial purchase. The 6303 Full Mattress Overlay is ideal for individual or multi-patient applications where individuals while horizontal experience shear and pressure. The 69 x 188 x 1.6 cm Full Mattress Overlay can be rolled and stored when not in use. Model 6303H is the same with an easy to use attachment hitch to position the overlay on the bed to eliminate slipping when the head is raised.

The 6304 Shear Reduction Pad is 100% **AKTON** polymer used to cover the sleeping surface of the existing standard mattress to reduce shear injuries. Unlike Gel overlays that can migrate when heels and ischial tuberosity are forced into them depleting their quality and jeopardizing the patients skin integrity, pure medical grade **AKTON** polymer maintains its protective characteristics. This makes the Shear Reduction Pad an ideal surface for agitated patients susceptible to injuries caused by friction between skin and the bed surface. No special training is needed in its use making it a hassle free solution to shear experienced in the horizontal position. Like all **AKTON** polymer flat pads manufactured by Action Products, Inc., the 6304 Shear Reduction Pad carries a 5-year limited warranty assuring continued integrity long after the initial purchase. The 6304 Shear Reduction Pad is an exceptional preventative measure in the management of injuries caused by shear. The 69 x 188 x .8 cm Shear Reduction Pad can be rolled and stored when not in use.

THE ACTION ORIGINAL SERIES

FROM SHORT-TERM
LOW RISK TO
LONG-TERM HIGH
RISK, ACTION
ANSWERS THE
DEMAND FOR
HASSLE FREE
SEATING
SOLUTIONS.



CG SHEAR SMART™ PAD

with **SHEAR SMART**
Pad Cover



The **SHEAR SMART** Pad with **SHEAR SMART** Cover offers basic protection against shear injuries while individuals are seated in wheelchairs, easy lift chairs and other locations where shear injuries can occur. Use for basic shear protection. Breathable **SHEAR SMART** Cover offers a three-sided zipper and nonskid bottom that is ideal for multi-client use. Thickness: 1.4 cm

8500 COMMUTER™

with **Economy Cover**



The **COMMUTER** offers basic pressure and shear reduction for low risk users at an affordable price. Combined 1.3 cm Akton® polymer and 4.4 cm foam are sealed in a waterproof film barrier to guard against incontinence permeation. The breathable economy cover offers three sided ring zipper, carrying handle and nonskid base. Thickness: 5.7 cm

5200 CENTURIAN™

with **Low Shear Cover**



The **CENTURIAN** offers pressure and shear reduction for moderate risk users. Combined 1.6 cm **AKTON** polymer and 1.6 cm foam are sealed in a waterproof film barrier to guard against incontinence permeation. Available with the standard Low shear cover, or the optional Incontinent and Economy covers. Thickness: 3.2 cm

5100 PROFESSIONAL™

with **Incontinent Cover**



The **PROFESSIONAL** is intended for those at high risk of skin breakdown or with a history of ulcers. 4.1 cm **AKTON** polymer provides effective weight distribution on a contour free surface. Individual or multi-client use is appropriate as **AKTON** polymer does not promote bacterial growth. The **BODY SMART** Cover is standard with optional Low shear, Incontinent and Economy covers available to meet the users needs. Thickness: 4.1 cm

9000 PILOT™

with **BODY SMART**
Cover




The **PILOT** provides exceptional pressure relief in a low profile cushion that's ideal for foot propellers and other moderate to high risk users. 2.5 cm **AKTON** polymer provides users with the freedom of no maintenance other than an occasional wipe with antibacterial soap. The **BODY SMART** Cover is standard with optional Low shear, Incontinent and Economy covers available to meet the users needs. Thickness: 2.5 cm

ACTION® **BODY SMART™** POSITIONING

Xact[®]

Seating Systems

WHEELCHAIR SEATING THAT COMBINES PRESSURE MANAGEMENT AND SHEAR REDUCTION WITHOUT THE HASSLES OF PUMPS AND KNEADING.



The **XACT Classic** provides even pressure distribution, exceptional positioning characteristics and amazing shear reduction.

The secret to our high quality pressure management is the Akton[®] polymer cube pad. Forget the daily hassle of air pumps and kneading, the **AKTON** cube pad moves with the user to continually maintain an even distribution of weight across the broad surface of the cushion. Don't worry about bottoming out or leaking, **XACT** Seating Systems are your No Hassle Seating Solution.

To compliment all **XACT** Seating Systems, the **BODY SMART** cover is standard or you may select from the optional Low shear, Dartex[®] or Reverse **DARTEX** Incontinent covers. The Regular **DARTEX** cover provides a cloth-like, moisture resistant finish, while the Reverse **DARTEX** cover has a moisture resistant, neoprene-like finish.

The hassle free pressure management you come to expect from the **XACT Classic** is now available in a low profile series. The **XACT LP** provides moderate contouring and sleek low positioning. The **AKTON** polymer cube pad you know from the **Classic** performs outstandingly on the unique incontinent proof Urethane foam base. The uniquely styled sacral scallop increases the protection for bony coccyx and the cantilevered base provides a clearer path for a propelling leg. The rear notched corners assures the cushion is positioned well to the back of the wheelchair.

Like all **AKTON** products there is no risk of incontinence penetration so clean up is a breeze with simple antibacterial soap.

Xact[®]
X
Classic

with **BODY SMART** cover

3 New Cover Options



Xact[®]

XLP

Performance Orientated Pressure Management


New!



Xact[®]

Seating Systems

A DROP SEAT
CUSHION
CONFIGURATION
THAT ASSURES
YOU HAVE PLENTY
OF MOUNTING
OPTIONS.



New!
Xact[®]
XLPD

**WITH REMOVABLE
DROP SEAT**

**Multiple Cover
Options.**



New!
Xact[®]
**XLPI
Integrated**

**The convenience
of a permanently
attached drop
seat.**



New!
Xact[®]

Drop Seat
**Multiple Drop Seat
configurations
and an optional
adjustable
angle kit.**




The **XACT LPD** with Removable Drop Seat combines low positioning characteristics with the option of selecting four heights of drop in the wheelchair frame. The use of the integrated base allows you to add external pommels and adductors as required. Adjustable height brackets make adjusting for anterior/posterior tilting an easy field adaptation. The Removable Drop Seat makes it possible for the cushion to be used outside the wheelchair as required by the user.

For applications where a permanently attached base is necessary, the **XACT LPI** with Permanent Integrated Drop Seat is an ideal solution. Permanently attached, the **XACT Drop Seat** base stays with the **XACT Integrated** cushion, making the base and cushion a single, easy to prescribe unit. The seating professional can accommodate additional seating issues by using the drop base accessories that are readily available. The Body Smart™ Cover is standard, while the optional Dartex® incontinent cover or reverse **DARTEX** cover will adapt the product to your client's hygienic needs. The Regular **DARTEX** cover provides a cloth-like, moisture resistant finish, while the Reverse **DARTEX** cover has a moisture resistant, neoprene-like finish.

The **XACT Drop Seat** not only provides the seating professional the ability to adjust for lower seat-to-floor heights, but also allows the attachment of optional swing away pommels and adductor rails. Select from four different heights of drop, or upgrade to the adjustable height hardware kit that allows for anterior/posterior tilting. Lightweight and durable, the **XACT Drop Seat** simplifies the lowering of the Action Products Contour Seating System line as well as that of seating products offered by competitors.

Xact[®] Individual




**A SEATING SYSTEM
THAT TAKES INTO
ACCOUNT UNIQUE
SEATING ISSUES AND
ACCOMMODATES
FOR INDIVIDUAL
DIFFERENCES THAT
REQUIRE SPECIAL
CONSIDERATION.**

The **Individual** allows the seating specialist to custom build an individual seating product tailored to the wheelchair users unique seating needs. By combining unique modifications including pelvic blocks, contracture build ups, adductors, abductors, and pelvic obliquity build ups, the **Individual** becomes a personalized seating product that provides corrected positioning, premium pressure management and convenience.

The **Individual** user will enjoy the hassle free Akton[®] polymer cube pad that protects and cradles bony surfaces where it's needed most. The unique cube design provides aeration and reduced surface shear which helps maintain at-risk skin and tissue. Because there is no worry of bottoming out, the **Individual** is ideal for users of power tilt systems where gel cushions often migrate, leaving the user at risk. Unlike air cushions that don't offer positioning, the **Individual** ensures the user maintains proper positioning during and after the power tilt is used. The breathable **BODY SMART** cover is standard with your option of the Dartex[®] or the reverse **DARTEX** Incontinent cover.

The **Individual** Seating Assessment Kit takes the guesswork out of selecting the appropriate **Individual** modifications. The four drawer chest includes all the individually labeled, basic modifications required to evaluate the users needs. As a professional completes the mat assessment, the kit becomes a vital tool needed to correct issues that affect ideal pelvic positioning in involved wheelchair users. Once the assessment is completed, the corresponding order form is filled out and faxed to Action Products, Inc. where the **Individual** is hand crafted and delivered to the dealer within three weeks. The **Individual** Assessment Kit becomes an ideal solution for selecting a user specific seating system that bridges the gap between stock off-the-shelf cushions and expensive computer generated products.



Xact[®]
XD
INDIVIDUAL
with
BODY SMART
cover.
Now available with
optional Integrated
Drop Seat.




XSAK
Seating
Assessment
Kit

**Assessment of
seating issues
are simplified
with the XACT
Individual Seating
Assessment Kit.**

**Can you imagine
over 250,000
combinations?**



**FINALLY, PERFORMANCE
FROM A SEATING SURFACE
THAT COMBINES A
LOW PROFILE AND
COMPETITIVE PRESSURE
MANAGEMENT IN A
HASSLE FREE, EVERYDAY
WHEELCHAIR CUSHION.**



Twister LT *New!*

Reduced weight and comprehensive pressure performance.

The **TWISTER LT** provides active users the benefit of reduced weight making it an ideal active daily use and sports cushion. The moderate pelvic positioning, adductors and pommel won't interfere with transfers yet provide the positioning to help you maintain your good seating posture during and after the game. Wedge the cushion deep into the backrest canes and increase the seat angle of your wheelchair. Do whatever you want to be more competitive without worrying about effecting the performance of your cushion. Drop the **TWISTER LT** into your favorite ride and forget about hassling with your cushion. Choose your cover and get in the game...There's a **TWISTER** coming!



**AN AERATED
ADJUSTABLE
SUPPORT BACK
THAT STAYS
ADJUSTED
AND PROVIDES
IDEAL BASIC
POSITIONING.**

Combine the benefits and adjustability of a strap back with the pressure management characteristics of the Akton® Polymer Cube Back pad and you have the lightweight **TWISTER CB** Back. Action Products, Inc. has created a hybrid positioning back that - unlike basic strap backs designed by wheelchair manufacturers - allows the user the stability of a strap back and aerated cube performance. These features ensure pressure management and comfort for the wheelchair user in both summer and winter.

Straps fixed with quick release buckles are located under the adjustable padded back component. This design was chosen over the more commonly used hook and loop system, which comes loose frequently. More often than not, comfort and stability can be increased without the use of a rigid back. Now, pressure management and aeration accompany the characteristics you demand in a wheelchair back.

Available in short and tall backs for both cane back and rigid frame chairs. The lightweight design makes it an ideal wheelchair back for active users, or anyone who desires comfort, stability and performance in their wheelchair back.



Twister CB New!

Unique adjustable straps with buckles ensure your adjustments stay intact.

